

Specifications

(a) New Arunima Abhyas Pustika Part -I

- Pages - Text – 56, Cover - 4
- Paper - Text – 80 GSM Maplitho
Cover – 220 GSM Art Paper
- Printing - Text & Cover – Multi Colour
- Lamination - Matt Finish
- Binding – Center stitch
- Quantity – 9 lakh copies
- Size – 21 cm. x 28 cm.

(b) New Arunima Abhyas Pustika Part -II

- Pages - Text – 60, Cover - 4
- Paper - Text – 80 GSM Maplitho
Cover – 220 GSM Art Paper
- Printing - Text & Cover – Multi Colour
- Lamination - Matt Finish
- Binding – Center stitch
- Quantity – 9 lakh copies
- Size – 21 cm. x 28 cm.

The bidders need to submit attested copies of valid registration and up to date tax payment clearance certificate with the tender papers by regd/speed post/courier only which should reach the office of undersigned on or before 28/06/2012 at 5.00 PM.

The bidder should submit bids in two envelopes, one containing technical bid consisting of all technical details along with its past experience and the other containing the financial bid indicating unit cost and total cost . The envelopes should be superscribed accordingly.

The technical bid should contain the following.

(i) The sample copy of 80 & 220 GSM Art Papers (10 copies each), (ii) The past performance, (iii) Technical competence, (iv) Production capacity, (v) Copy of the Annual Income & Expenditure for last two years, (vi) A demand draft of Rs.10,00,000/- (Rupees Ten lakhs) only as earnest money from any nationalized bank payable at Bhubaneswar in favour of Director, Social Welfare, Odisha.

The financial bid should contain the followings.

(i) The price for printing of 1800000 copies including delivery of the same at all the district head qtrs.

The sealed tender cover should be super-scribed “Tender for printing of New Arunima Abhyas Pustika Part – I & II ”.

The date & time of the opening of tender is 29/06/2012 at 11.00 AM in the Office of the undersigned.

The authority reserves the right to reject any or all of the tenders without assigning any reason thereof.


Sd/

Director, Social Welfare
Women & Child Development Department

CJKÜ | GG AKIG ABIM

ନୂଆ ଅରୁଣିମା ଅଭ୍ୟାସ ପୁସ୍ତିକା

ଭାଗ-୧
(3 E|4 AH)



ମହିଳା ଓ ଶିଶୁ ବିକାଶ ବିଭାଗ, ଓଡ଼ିଶା

AKI_A CÿÁ ^ÜJ



ଶିଶୁର ନାମ.....

AKI_A CÿÁ ^ÜJ

.....
.....
.....

.....
.....
.....

.....
.....
.....

.....
.....
.....





.....
.....
.....

.....
.....
.....

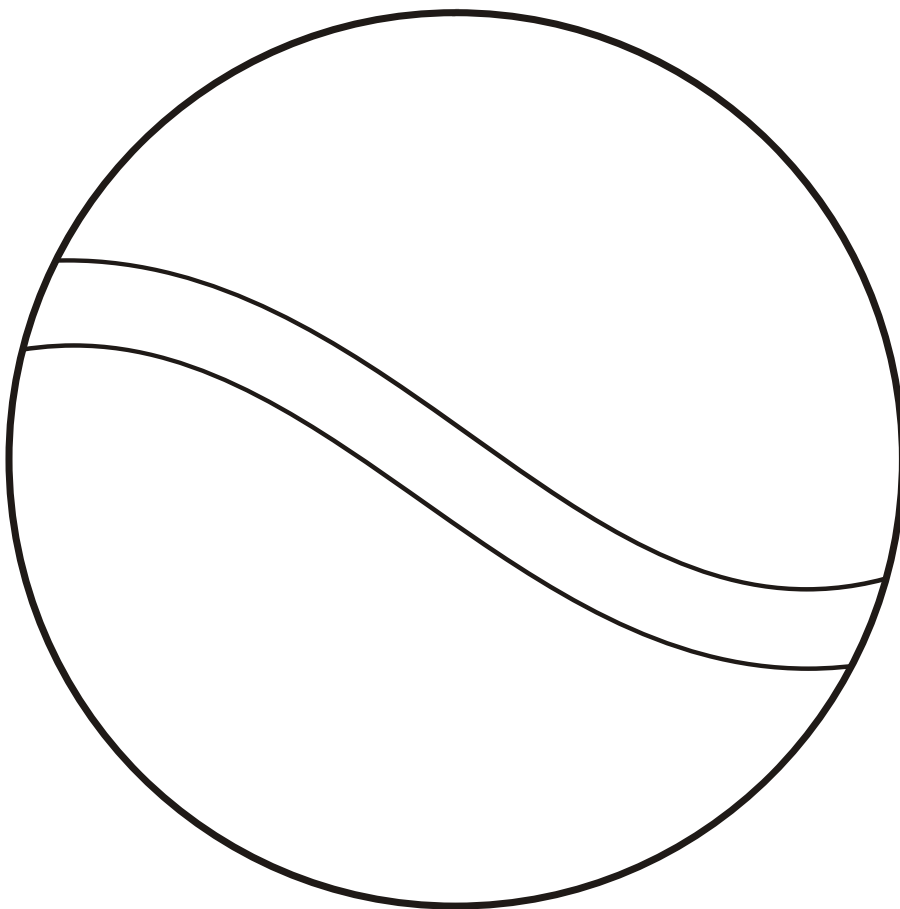

.....
.....
.....

.....
.....
.....






ରଙ୍ଗ ଦିଅ



ରଙ୍ଗ ଦିଅ




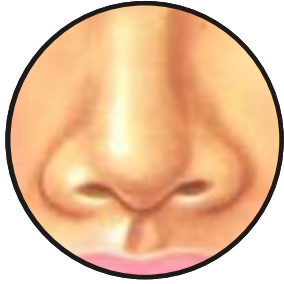
ରଙ୍ଗ ମେଳ କର




ରଙ୍ଗ ଦିଅ



ମୋନ କର




ପାପୁଲି ଛାପ ଦିଅ





ଟିକି ଟିକି କାଗଜ ଚିରି, ଅଠା ମାରି ଲଗାଅ




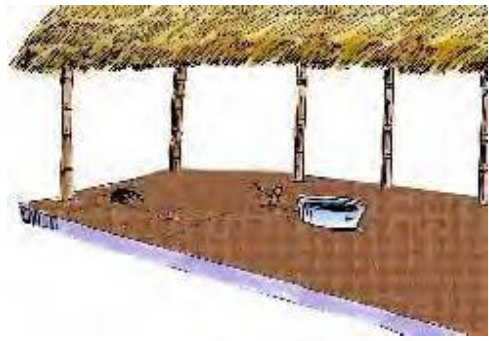
ଅଙ୍ଗ ମେଳ କର



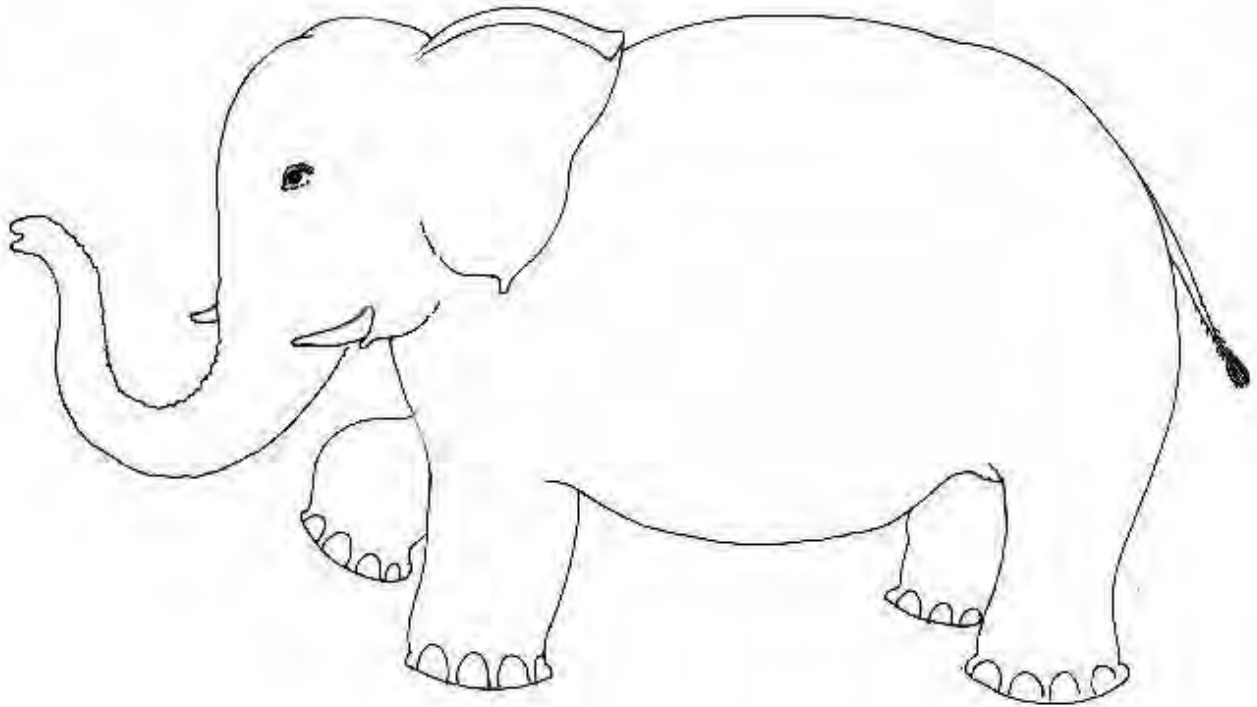
ମୋଳ କର






କିଏ କେଉଁଠି ରୁହେ




ଆଜୁଠି ଛାପ ଦିଅ



ଛୋଟ ପଶୁଙ୍କୁ ଗୋଲ ବୁଲାଇ




ଆଜୁଠି ଛାପ ଦିଅ








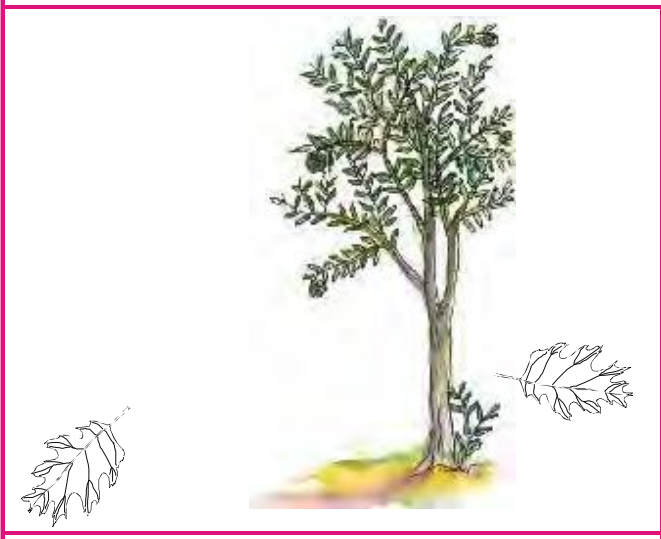
ମେଳ କର




ଡେଙ୍ଗା ତଳେ ଠିକ୍ ଚିହ୍ନ (✓) ଦିଅ



ଗଛ ପାଖ ଜିନିଷରେ ରଙ୍ଗ ଦିଅ
ଦୂର ଜିନିଷରେ ଗୋଲ ବୁଲାଇ



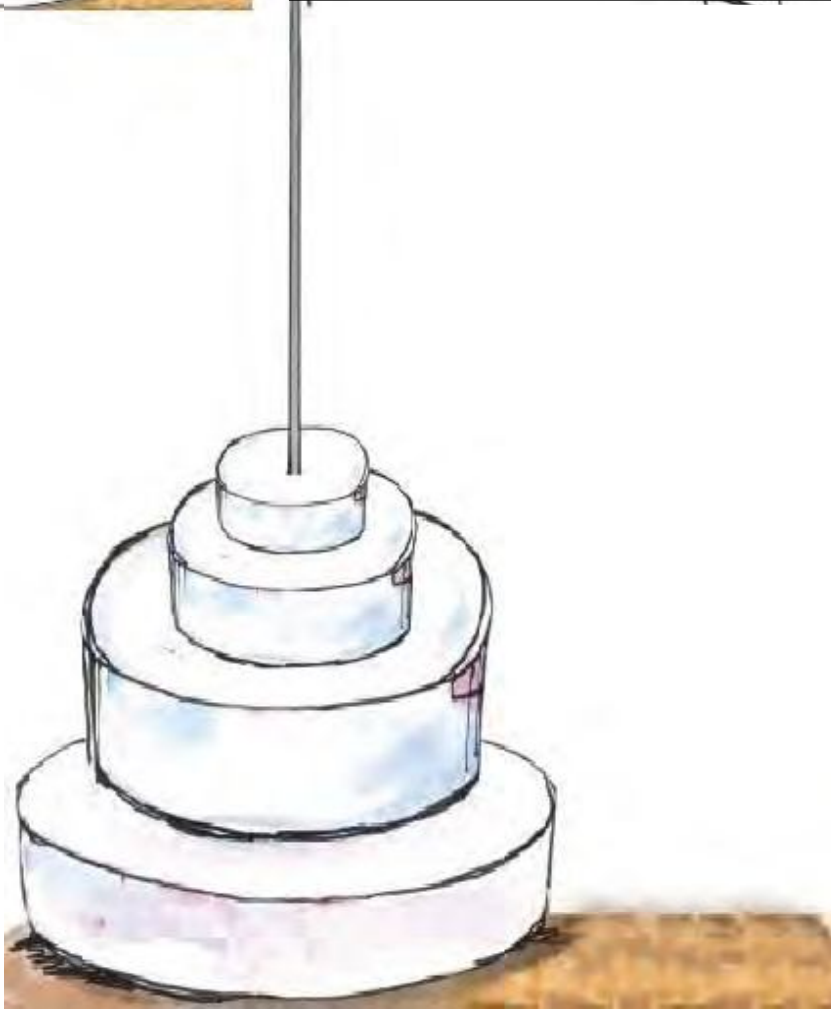
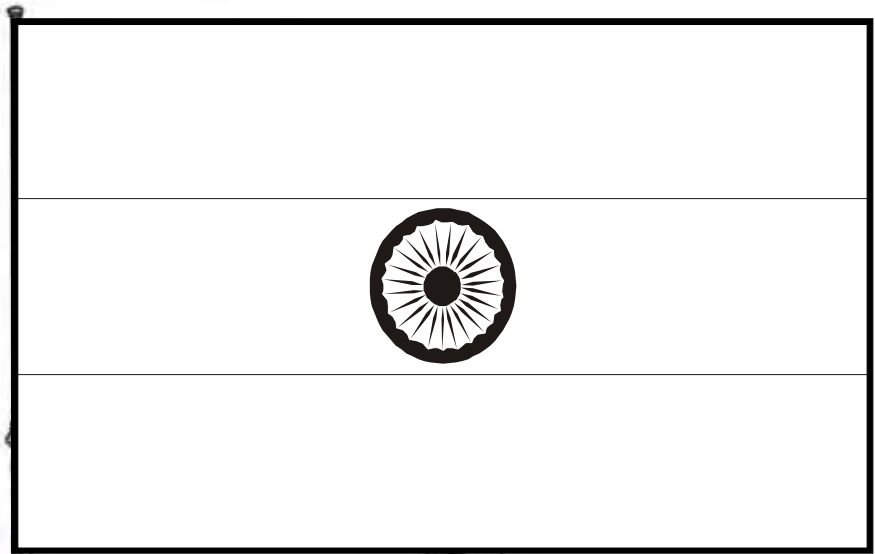
ଘରେ ଟିକିଟିକି କାଗଜରେ ଅଠାମାରି ଲଗାଅ




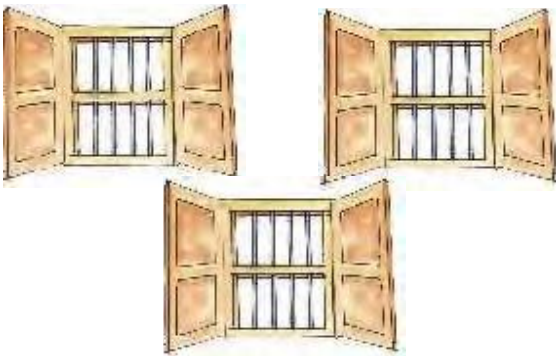
ଯୋଡ଼ି ବାଛ






ଜାତୀୟ ପତାକାରେ ରଙ୍ଗ ଦିଅ



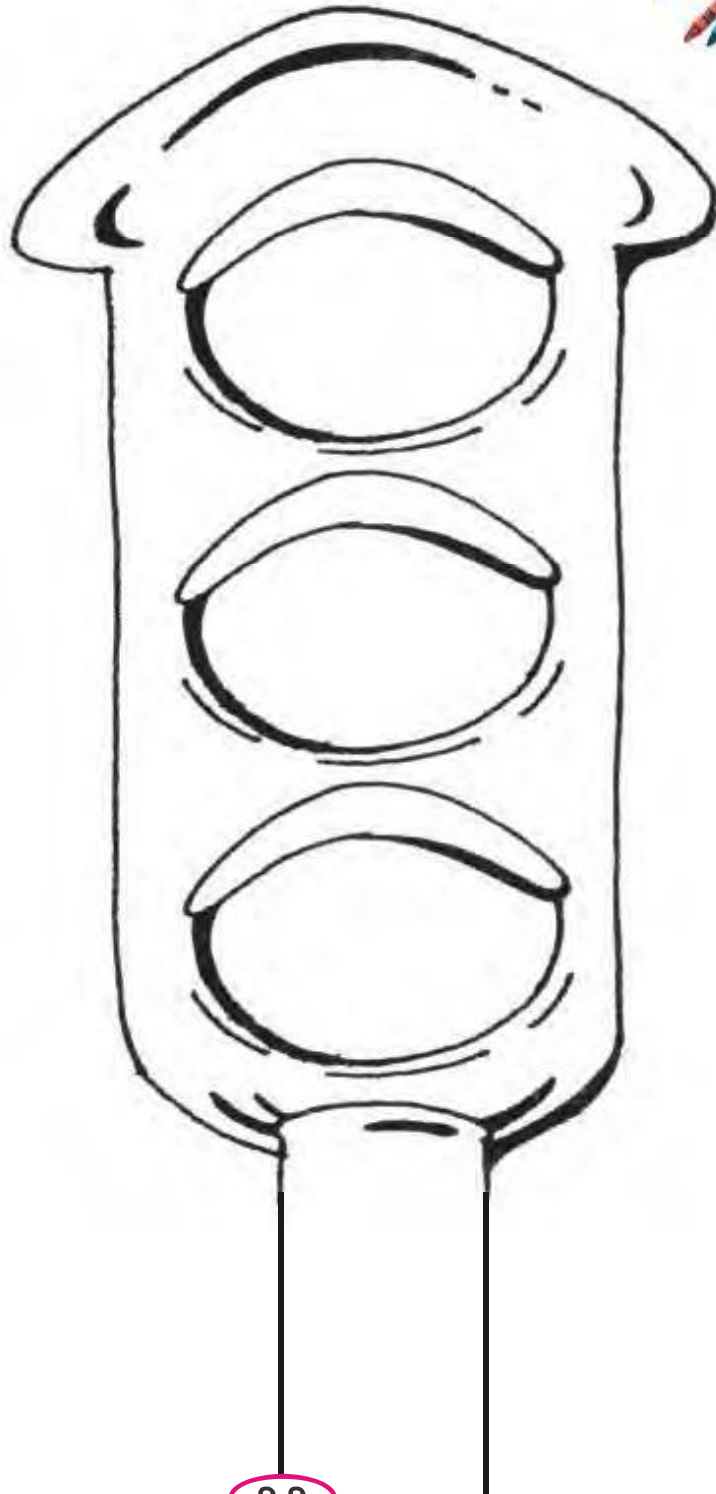

କ୍ଷେତ୍ରର ଚିତ୍ର କ୍ଷେତ୍ରର ଗାର ଦିଅ






ମୋଟର କର





ଟ୍ରାଫିକ୍ ଚିହ୍ନ ଦେଖି ରଙ୍ଗ ଦିଅ




ଦୁଇଟି ଅଂଶକୁ ଯୋଡ଼



ରଙ୍ଗ ଦିଅ



କେଉଁଟି ଅଲଗା ଗୋଲ ବୁଲାଇ



ଆସ ଗାରେଇବା







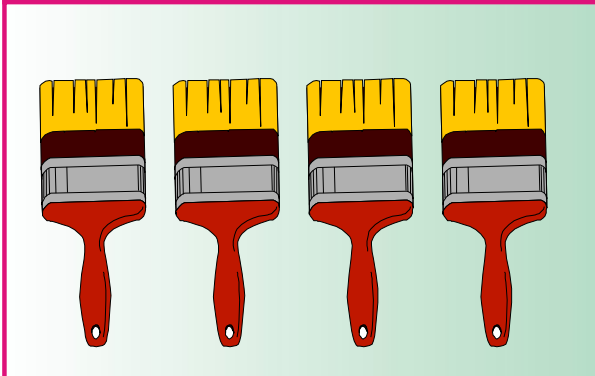



ବାମକୁ ମୁହଁ କରିଥିବା ପିଲାଙ୍କୁ ଗୋଲ ବୁଲାଇ



ମୋଳ କର



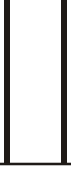
ସଂଖ୍ୟା ଚୋଳ କର




ସାହାଯ୍ୟ କରୁଥିବା ଲୋକଙ୍କ ତଳେ ଗାର ଦିଅ




ଆଗକୁ ବଢ଼ାଅ



ପୋଷ୍ଟବାକ୍ସରେ ନାଲି ରଙ୍ଗ ଦିଅ



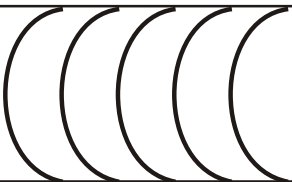
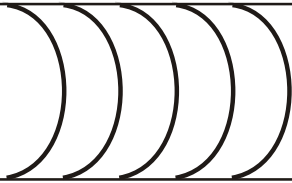

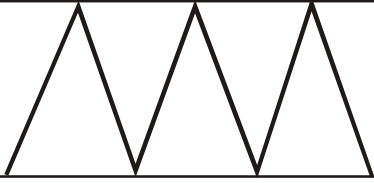
ଯୋଡ଼ି ବାଛ









ମନରୁ ଛବି ଆଙ୍କା ଓ ରଙ୍ଗ ଦିଅ



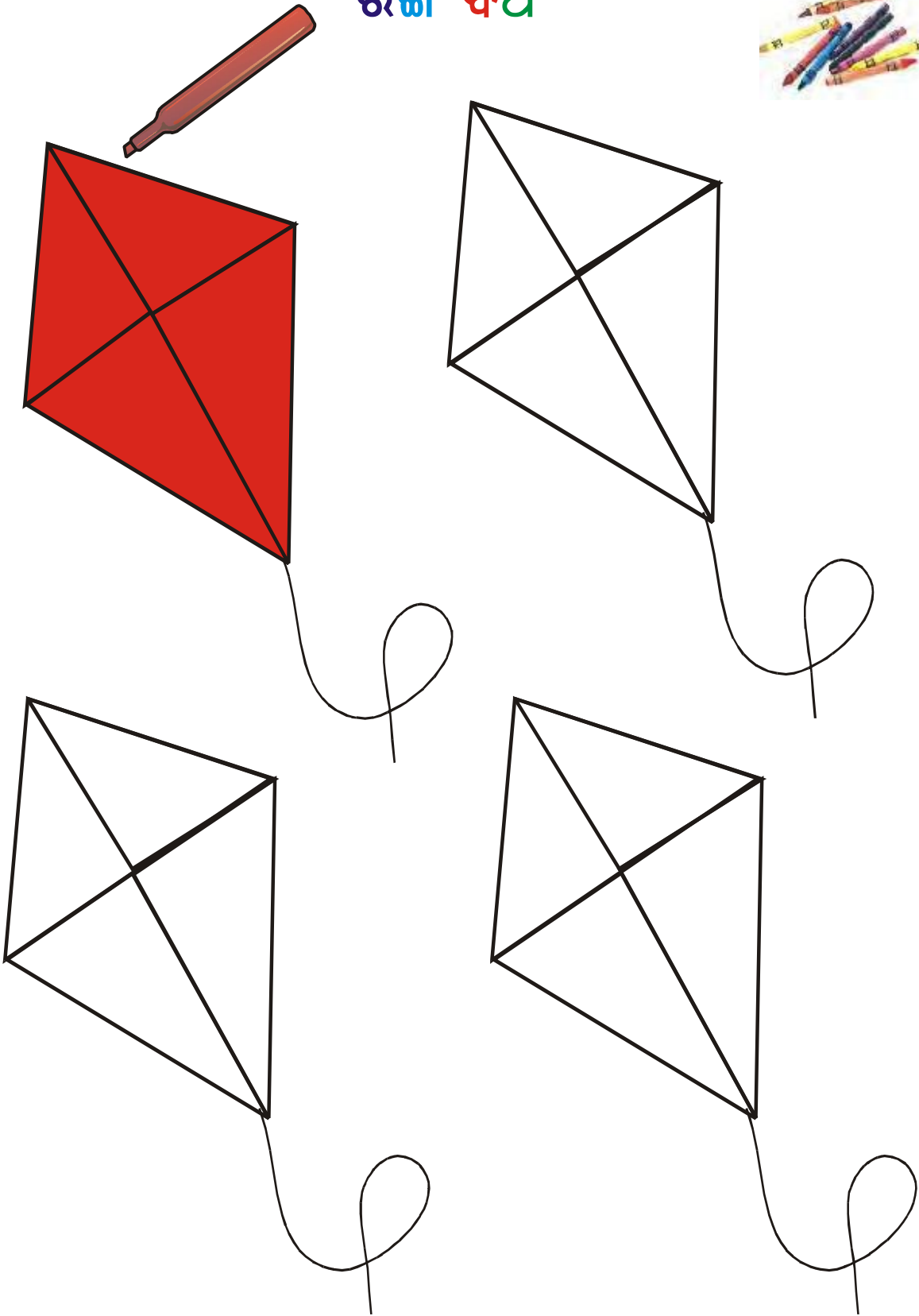
ଆସ ଆଗକୁ ବଢ଼ାଇବା



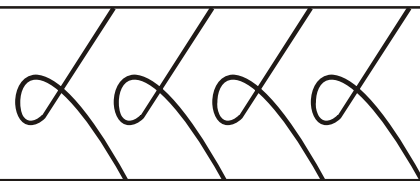
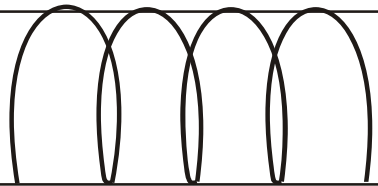
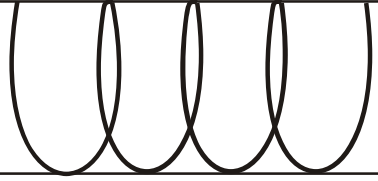
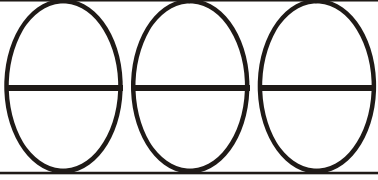
ମେଳକର







ରଙ୍ଗ ଦିଅ



ଆଗକୁ ବଢ଼ାଅ



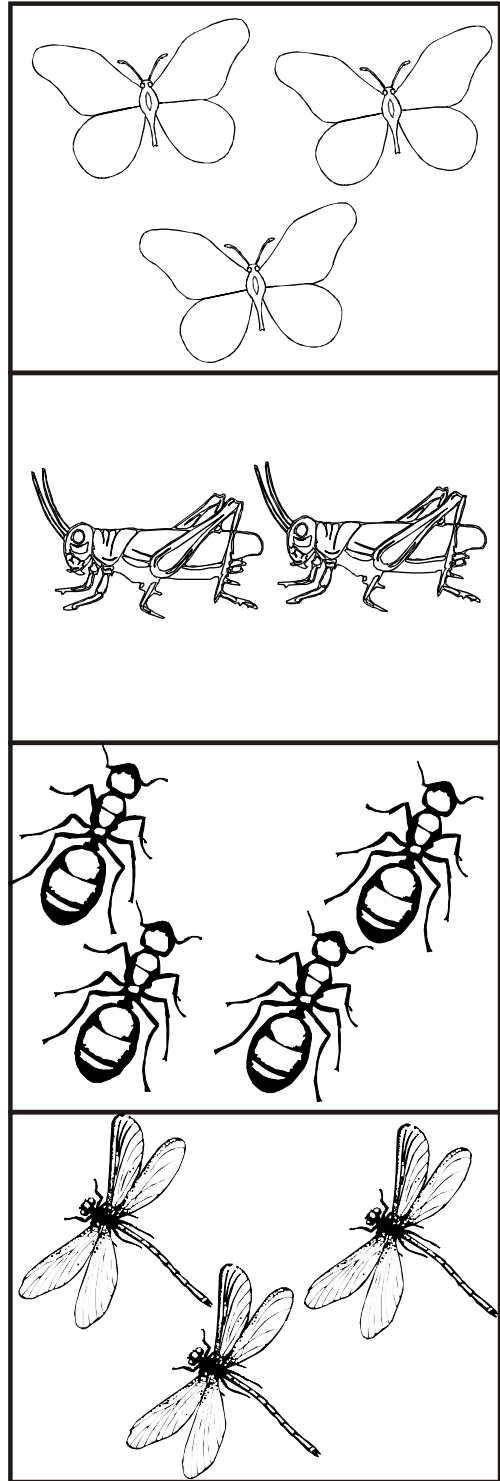
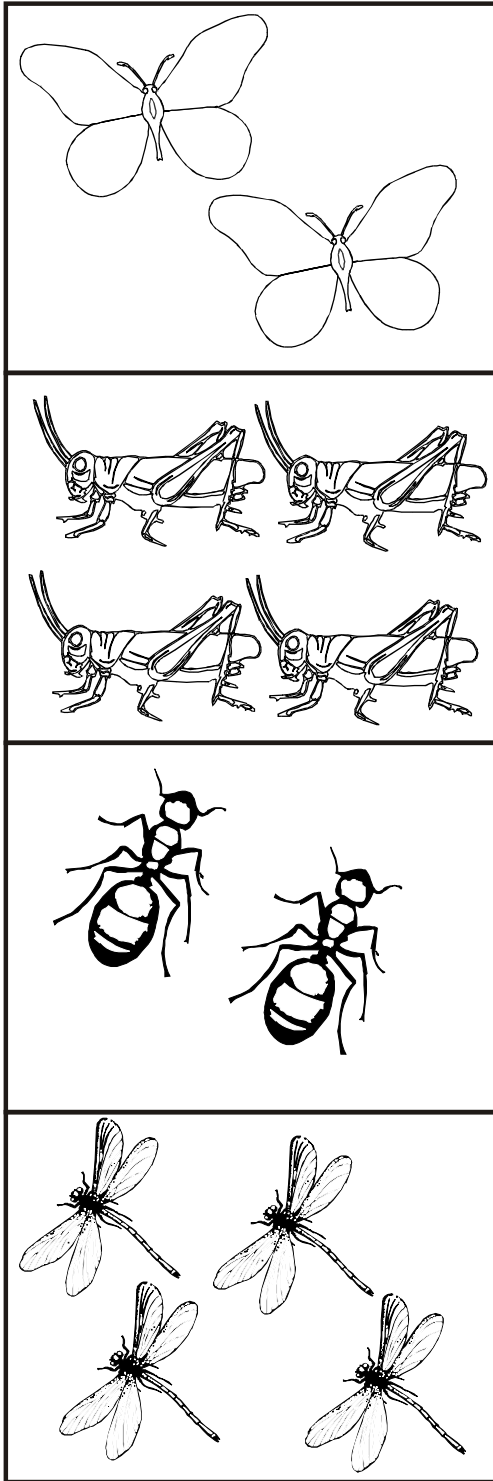
ଉପରେ ଥିବା ଜିନିଷରେ ଗୋଲ ବୁଲାଇ




ମେଳ କର



ବେଶାଧିବା ଚିତ୍ରରେ ରଙ୍ଗ ଦିଅ



ଟିକି ଟିକି କାଗଜ ଚିରି ଅଠା ଲଗାଇ ମାର



ପାଣିର ସୁବ୍ୟବହାର ଥିବା ଚିତ୍ରରେ (✓) ଚିହ୍ନ ଦିଅ

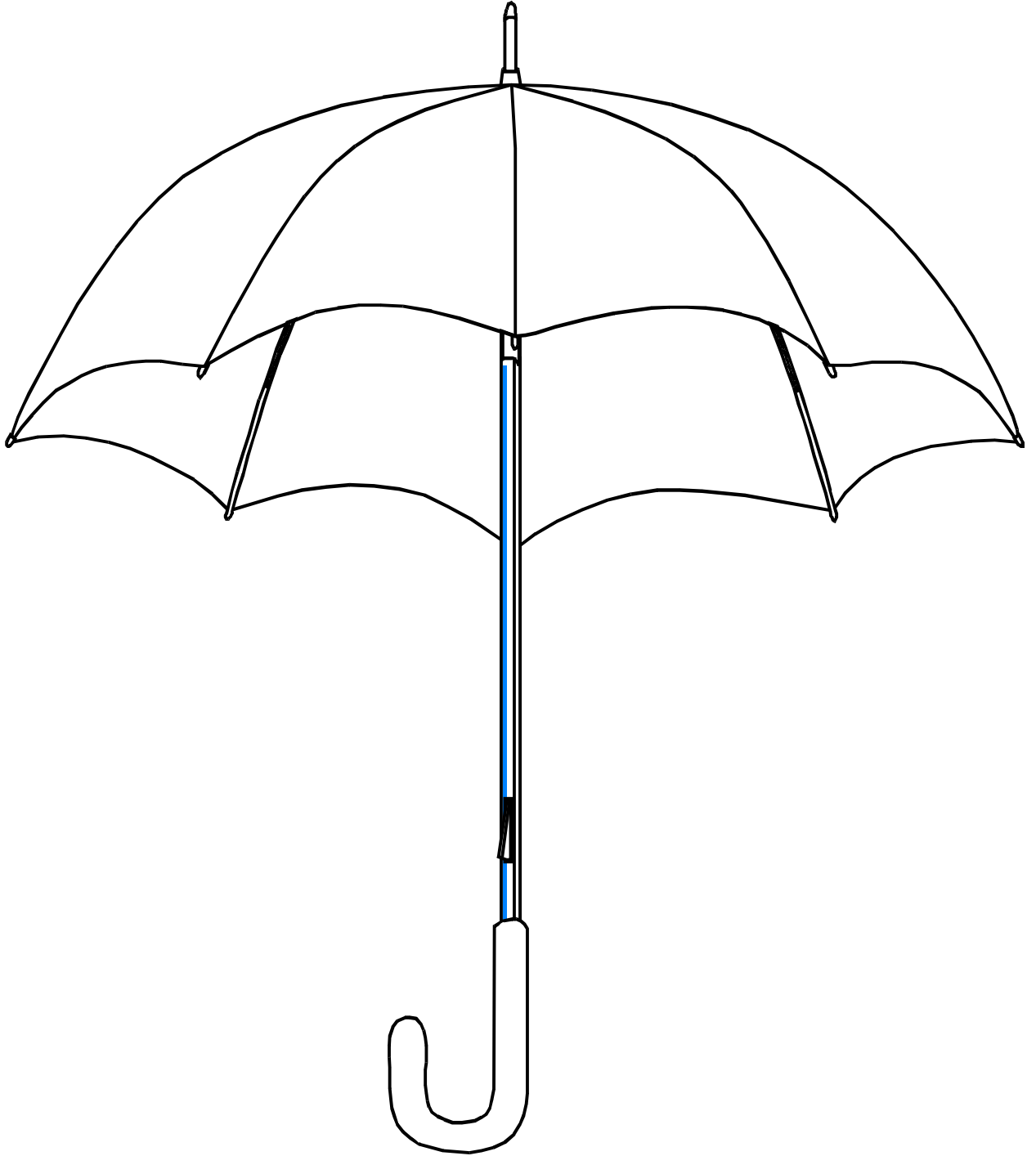


ରଙ୍ଗ ଦିଅ




ମୁକ୍ତଭାବରେ ଚିତ୍ର ଆଙ୍କ




ପରିବା ଛାପ ଦିଅ



ଯୋଡ଼ି ବାଛ



ଚିତ୍ର ସହ ସଂଖ୍ୟାକୁ ଯୋଡ଼



୪


୩

୧







୫

୨



ସମାନ ସଂକେତକୁ ଗାର ଦେଇ ଯୋଡ଼







ନମୁନା ଚିତ୍ର କର



ମୋଳକର



ଚିତ୍ରକୁ ସଂପୂର୍ଣ୍ଣ କର



ଭାରତ ମାନଚିତ୍ରରେ ଓଡ଼ିଶାକୁ ରଙ୍ଗ ଦିଅ



ମନକୁ ଚିତ୍ର ଆଙ୍କ



ମନକୁ ଚିତ୍ର ଆଙ୍କି ରଙ୍ଗ ଦିଅ

