
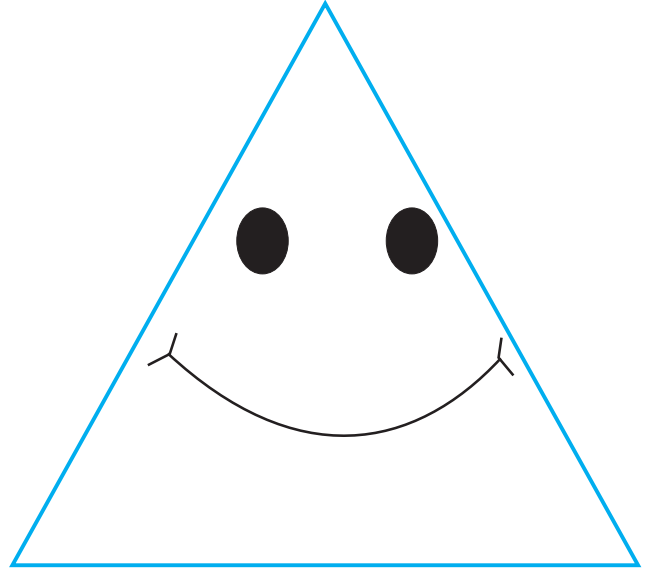







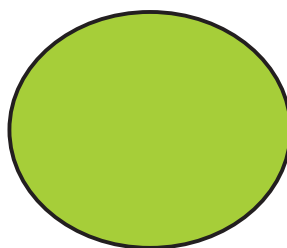




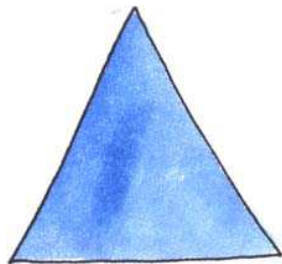





ରଙ୍ଗ ଦିଅ



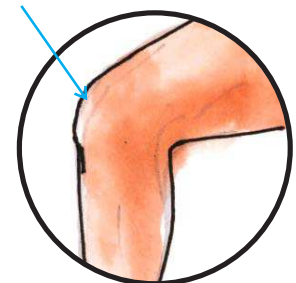
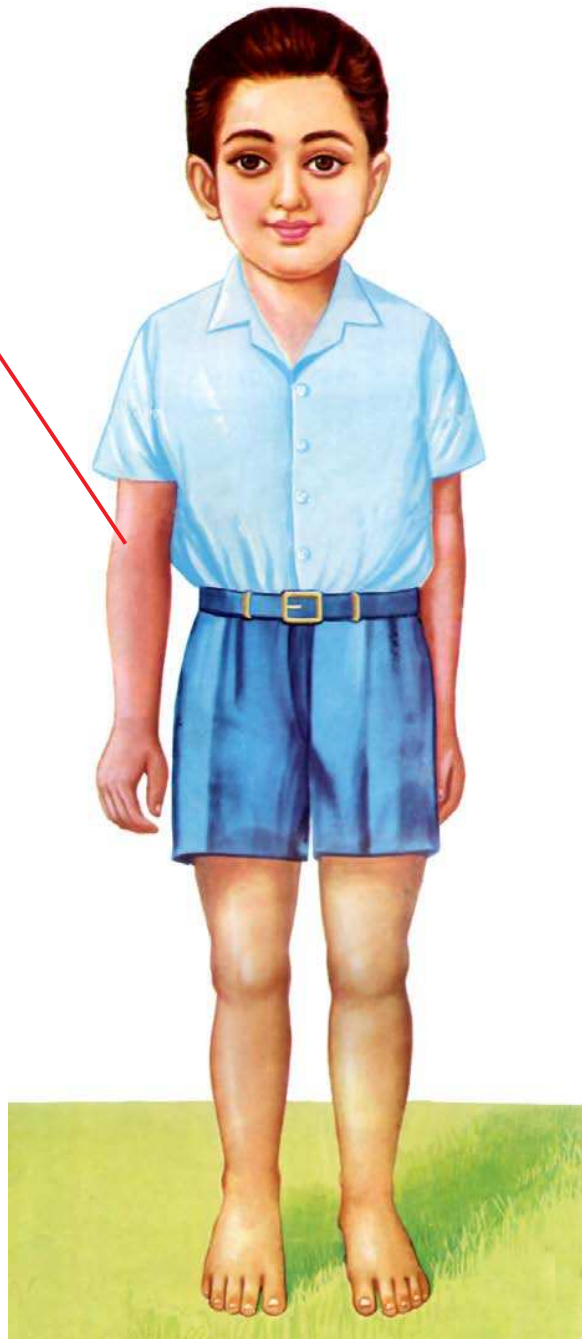
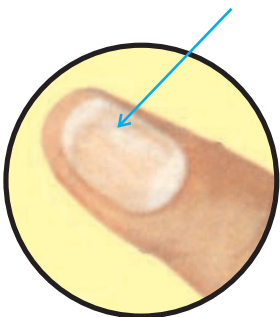
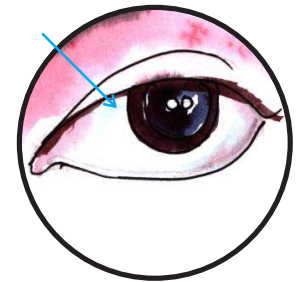
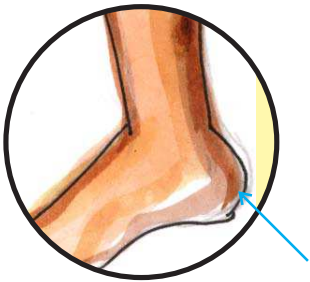
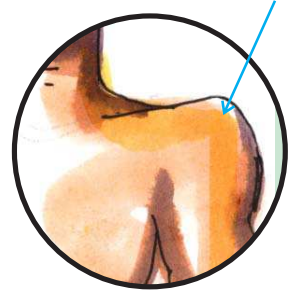
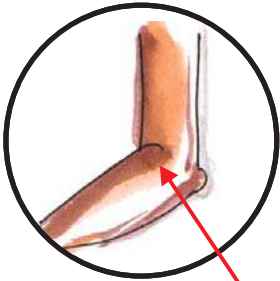
ସମାନ ରଙ୍ଗ ଥିବା ଆକାର ତଳେ ଗାର ଦିଅ




ତଳେ ଚିତ୍ରରେ ଯିଏ ନାହାଁନ୍ତି ତାଙ୍କୁ ଗାର ଦେଇ ଚିହ୍ନାଅ










ଗାର ଟାଣି ଦେଖାଅ



ପାପୁଲି ଛାପ ଦିଅ ଓ ଆଙ୍ଗୁଠି ଚାରିପଟେ ଗାର ଟାଣ









କେଉଁଟି ଅଲଗା ଗୋଲ ବୁଲାଇ




ମୁହଁରେ ଯାହା ନାହିଁ ଆଙ୍କି ଦିଅ




ପଶୁମାନଙ୍କୁ ତାଙ୍କର ଛାଇ ସହିତ ମିଳାଅ










ଛୁଆ ମା' ପାଖକୁ ଯିବା ରାସ୍ତାରେ ଗାର ଟାଣ





ବିନ୍ଦୁ ଯୋଡ଼




ଯେଉଁଟି ଅଧିକ ଗୋଲ ବୁଲାଇ




କଟା ଚିତ୍ରକୁ ଯୋଡ଼



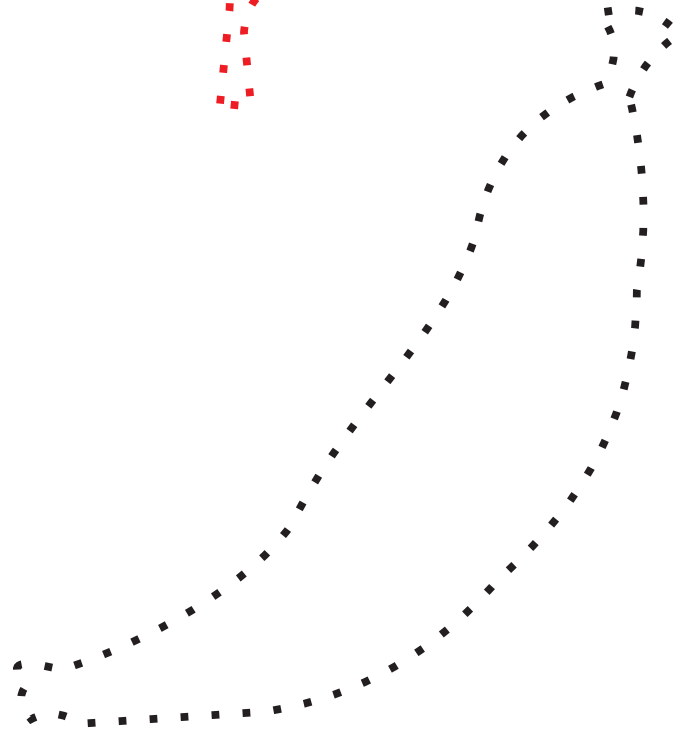
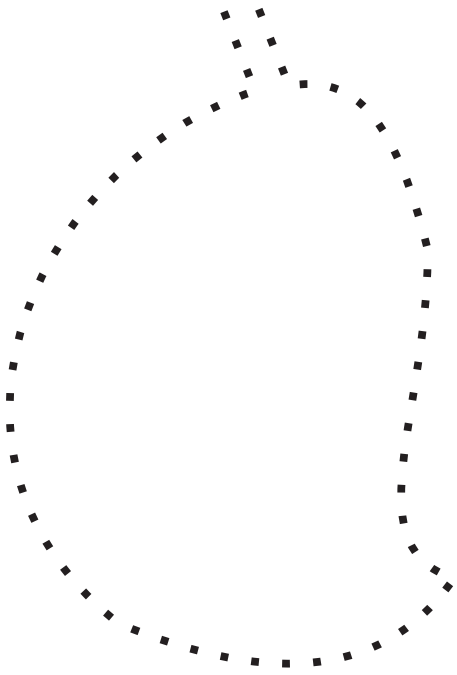


ମେଳ କର



ଟିକି ଟିକି କାଗଜରେ ଅଠାମାରି ଲଗାଅ




ବିନ୍ଦୁଯୋଡ଼ି ଓ ରଙ୍ଗ କର


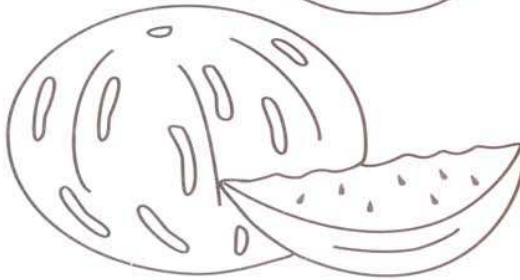



ଅଧିକ ତଳେ ଠିକ୍ (✓) ଚିହ୍ନ ଦିଅ


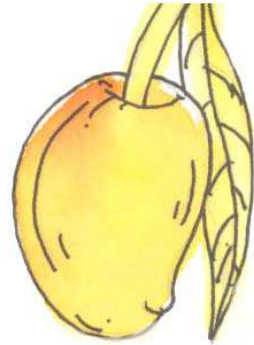



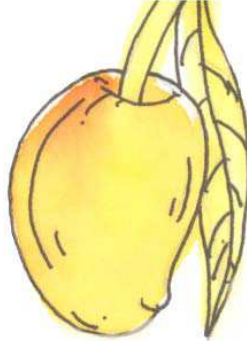

କମ୍ ତଳେ ଗାର (—) ଦିଅ ।



ଫଳକୁ ରଙ୍ଗ ଦିଅ ଓ ମଞ୍ଜି ସହିତ ମିଳାଅ

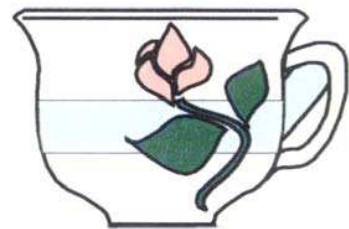
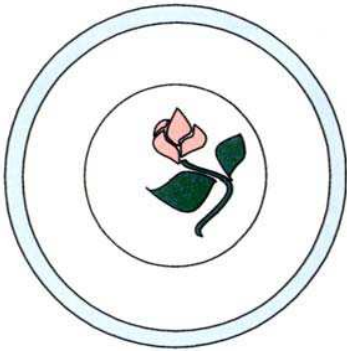





ଜାତୀୟ ଫଳ, ଫୁଲକୁ ଗୋଲ ବୁଲାଇ



ମନକୁ ଚିତ୍ର ଥାଉ

ଯୋଡ଼ି ବାଛ



ଘରେ ଟିକି ଟିକି କାଗଜରେ ଥିଠା ମାରି ଲଗାଅ




ଚିତ୍ରକୁ ଅକ୍ଷର ସହ ଯୋଡ଼



ଧା




ଡି



ଘ



ଙ




ନମୁନା ଚିତ୍ର ଆଙ୍କ

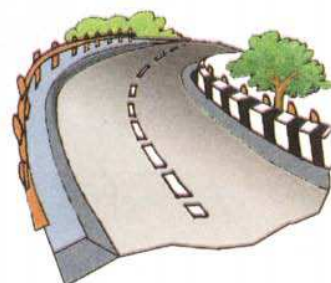




ଚିତ୍ରରେ ଟିକି ଟିକି କାଗଜ କରି ଥିଠା ଲଗାଅ









ଗ୍ରାଫିକ୍ ଚିତ୍ରରେ ରଙ୍ଗ ଦିଅ




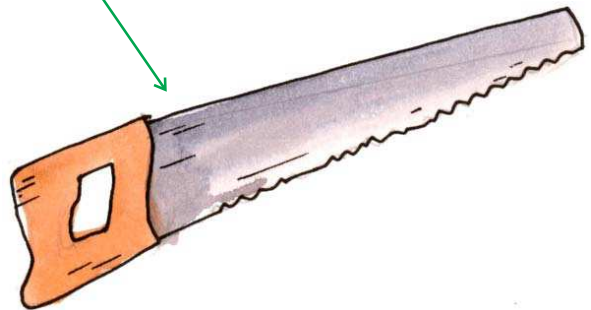
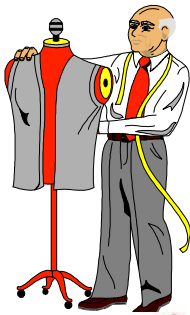
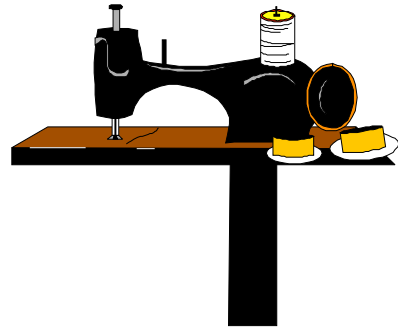
ଯୋଡ଼ି ବାଛ





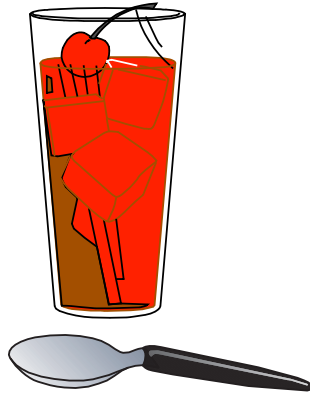
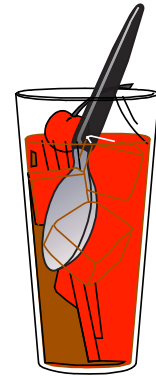

କେଉଁଟି ନାହିଁ (×)ଚିହ୍ନ ଦେଇ ଜଣାଅ





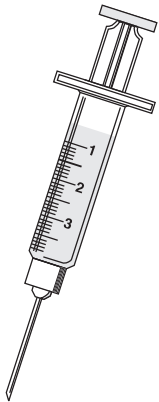

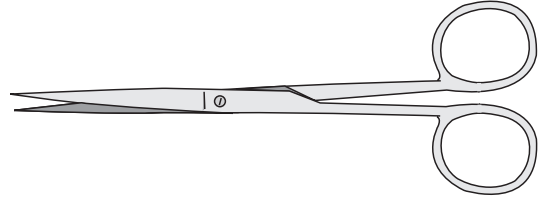
ଯୋଡ଼ି ବାଛ





ଊତରେ ଥିବା ଜିନିଷକୁ ଗୋଲ ବୁଲାଇ



ଡାକ୍ତରଙ୍କ ସାଙ୍ଗରେ କ'ଣ ଯାଏ ଚିହ୍ନାଅ



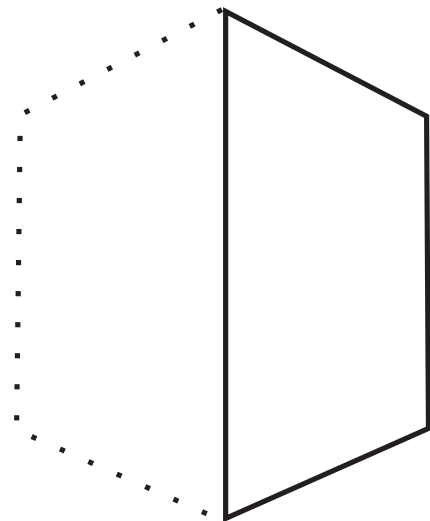
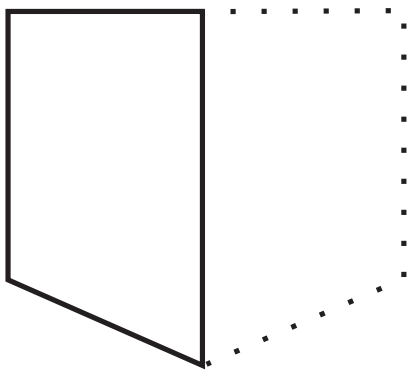

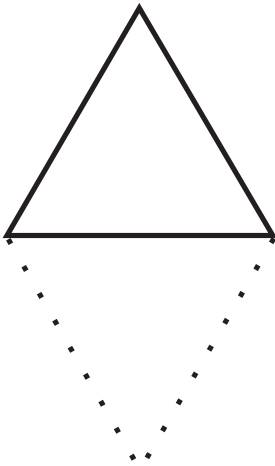

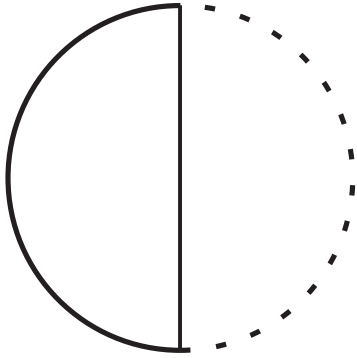
ଶିକ୍ଷୟତ୍ରୀଙ୍କ ସାଙ୍ଗରେ କ'ଣ ଯାଏ ଗାର ଟାଣ



ସାହାଯ୍ୟ କରୁଥିବା ଲୋକଙ୍କୁ ଗୋଲ ବୁଲାଇ






ବିନ୍ଦୁ ଯୋଡ଼ି ଚିତ୍ର ପୂର୍ଣ୍ଣ କର








ବିଭିନ୍ନ ଆକାରକୁ ନିଜେ ଆଙ୍କ



ଅଲଗା ଅକ୍ଷର ସଂକେତରେ ଗୋଲ ବୁଲାଇ




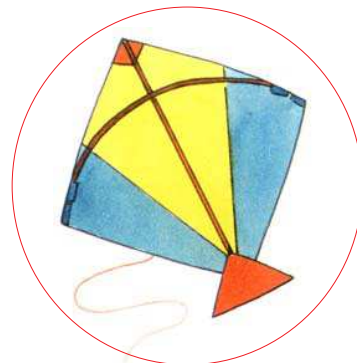
କ୍ଷେତ୍ରରେ ଚିତ୍ର କ୍ଷେତ୍ରରେ ଗାର ଗଣ





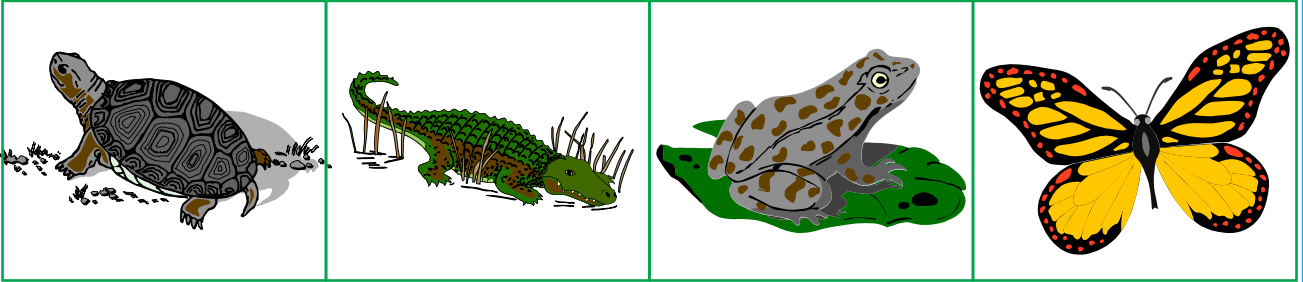
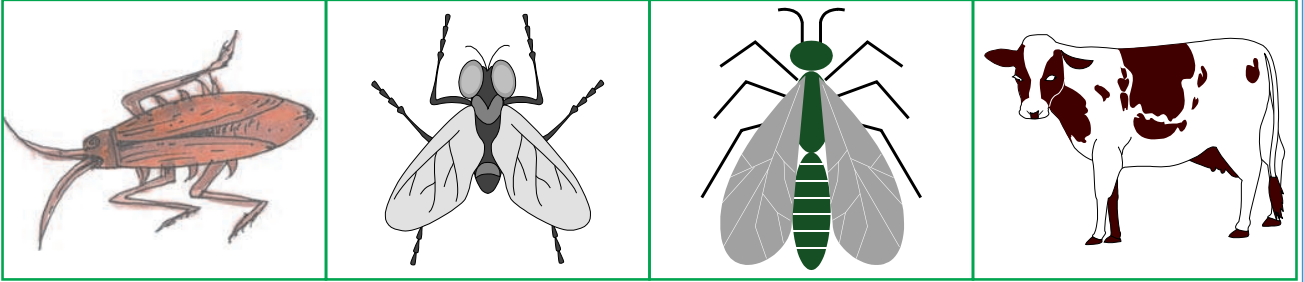
ଢେଙ୍ଗା ତଳେ ଗାର ଦିଅ ଗୋଡ଼ା ତଳେ ଗୋଲ ବୁଲାଇ



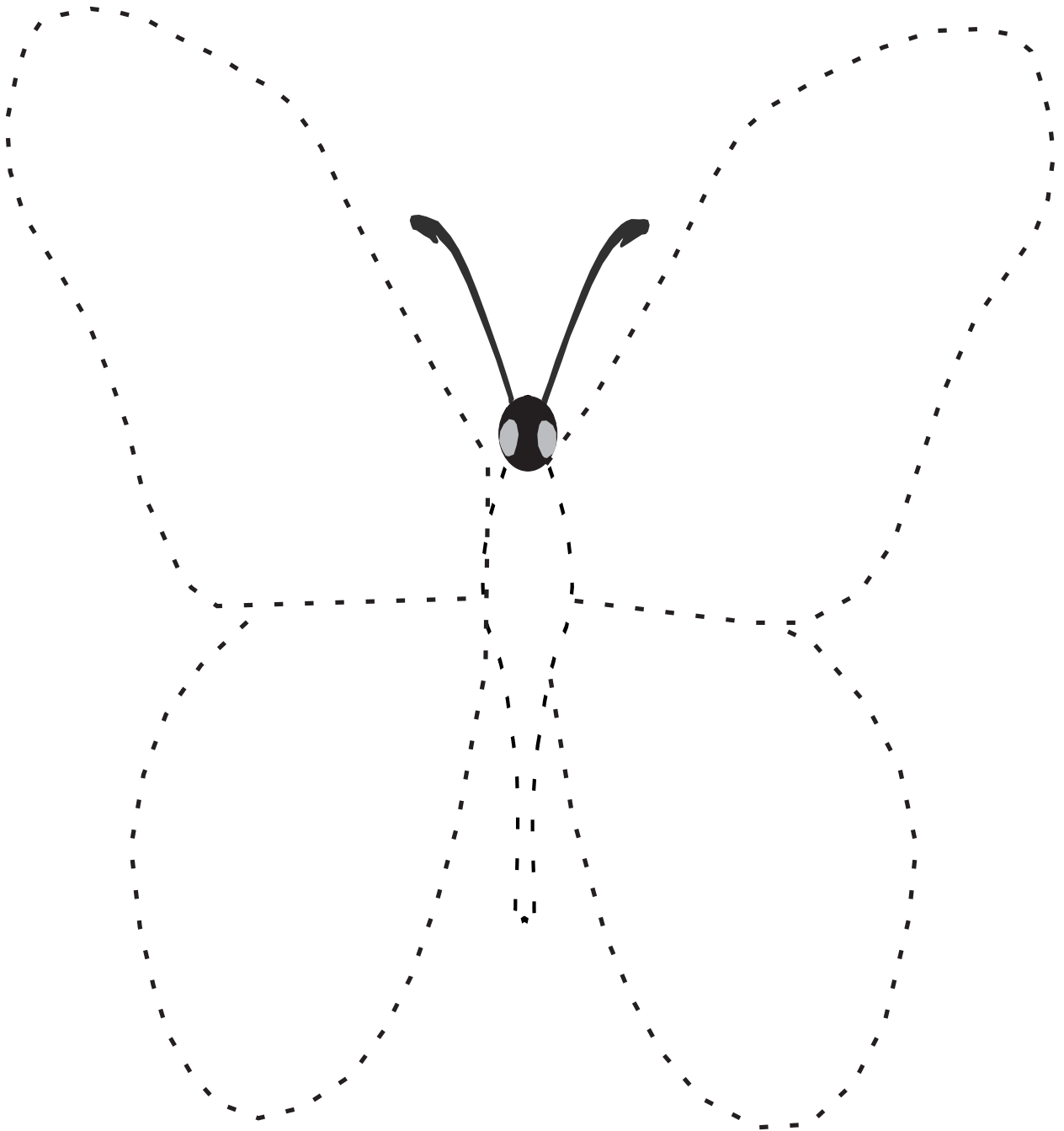
ଛବିରେ ହାଲୁକା କିଏ ଗୋଲ ଦିଅ ଏବଂ
ଭାରି ତଳେ ଗାର ଦିଅ







କେଉଁଟି ଅଲଗା ବାଛି ଗୋଲ ବୁଲାଇ










ବିନ୍ଦୁ ଯୋଡ଼ ଓ ରଙ୍ଗ କର



ଯୋଡ଼ି ବାଛ



ସରୀସୃପ ତଳେ ଗୋଲ ବୁଲାଇ;
କୀଟପତଙ୍ଗ ତଳେ ଗାର ଦିଅ



ମନକୁ ଛବି ଆଙ୍କ ଓ ରଙ୍ଗ ଦିଅ



ପବନରେ ଉଡୁଥିବା ଜିନିଷରେ ଗୋଲ ବୁଲାଇ



ପାଣିର ସୁବ୍ୟବହାର ଠାରେ (✓) ଚିହ୍ନ ମାର



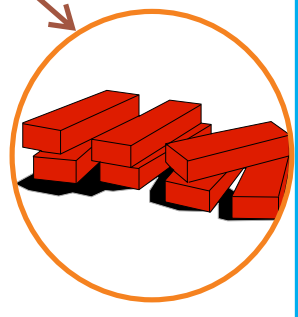

ଅକ୍ଷର ଖୋଜ

ଥ

ଧା

ଇ

ଉ




ଗ


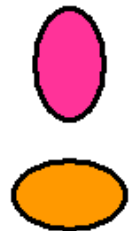


କ

ଖ


ଞ







ପରବର୍ତ୍ତୀ କେଉଁ ରଙ୍ଗ ରହିବ ତାକୁ ଗୋଲ ବୁଲାଇ





ଗାର ପକାଇ କୁମ ଅନୁସାରେ ଯୋଡ଼



ଘୋଡ଼ି ବାଛ












ଆଗକୁ ମୁହଁ ଥିବା ଛବି ତଳେ ଗାର ଦିଅ



OR-02-Y-1452



ଶୂନ୍ୟ ସ୍ଥାନରେ ଠିକ୍ ସଂଖ୍ୟକ ଛବି ଆଙ୍କ




ଭଲ କାମ ତଳେ ଗାର ଦିଅ






ମନକୁ ବେଲୁନ କରି ଆଙ୍କ ଓ ରଙ୍ଗ ଦିଅ





ଦିନକୁ ନୀଳ ରଙ୍ଗ ଓ ରାତିକୁ କଳା ରଙ୍ଗ ଦିଅ



ନମୁନା ଚିତ୍ର କରି ରଙ୍ଗ ଦିଅ



ବିପରୀତକୁ ଯୋଡ଼



ଓଡ଼ିଶା ମାନଚିତ୍ରରେ ନିଜ ଜିଲ୍ଲାରେ ରଙ୍ଗ ଦିଅ



ମୋଳ କର



Government of Odisha
Women and Child Development Department

No. I-ICDS-29/12

330

/WCD, Dt: 5-1-13

From

Smt. Sujata Karthikeyan, I.A.S.
Director, Social Welfare &
Ex-Officio Addl. Secretary to Government.

To

All Collectors.

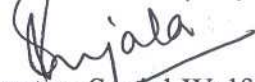
Sub : Printing and supply of New Arunima Work Books - I & II to pre-school children.

Madam /Sir,

I am directed to say that the New Arunima Work Book - I & II will be printed and supplied to all the Anganwadi Pre-school children of the State. While New Arunima Work Book -I is meant for 3 - 4 year children attending AWC, the Work Book-II is to be used by 4 - 5 + year children attending pre-school. Hence you are to work out the district requirement of Arunima Work Books for both categories of children. The detail guidelines for the use of same will follow. The specification of both the books is attached for reference. The text of the New Arunima Work Book - I & II may be down loaded from the departmental website.

You are hereby requested to take immediate steps for printing of New Arunima Work Book - I & II on the required proportion as per the enclosed specification through open tender as per the relevant provision in accordance with F.D. O.M. No. 4939/F, dt. 13.02.2012 and supply the same to the AWCs of your district. Necessary funds in this connection is being provided shortly.

Yours faithfully,



Director, Social Welfare &
Ex-Officio Addl. Secretary to Government

Memo No. 331 /WCD, Dt. 5-1-13

Copy forwarded to all DSWOs for information and necessary action.

Memo No. 332 /WCD, Dt. 5-1-13

Copy along with soft copy of New Arunima Work Book - I & II forwarded to Asst. Director (Statistics) for information and necessary action.

He is requested to upload the text and the specification of New Arunima Work Book - I & II in the departmental website.

Under Secretary to Govt.

Specifications

(a) New Arunima Abhyas Pustika Part -I

- Pages - Text – 56, Cover - 4
- Paper - Text – 80 GSM Maplitho
Cover – 220 GSM Art Paper
- Printing - Text & Cover – Multi Colour
- Lamination - Matt Finish
- Binding – Center stitch
- Quantity – As per requirement
- Size – 21 cm. x 28 cm.

(b) New Arunima Abhyas Pustika Part -II

- Pages - Text – 60, Cover - 4
- Paper - Text – 80 GSM Maplitho
Cover – 220 GSM Art Paper
- Printing - Text & Cover – Multi Colour
- Lamination - Matt Finish
- Binding – Center stitch
- Quantity – As per requirement
- Size – 21 cm. x 28 cm.